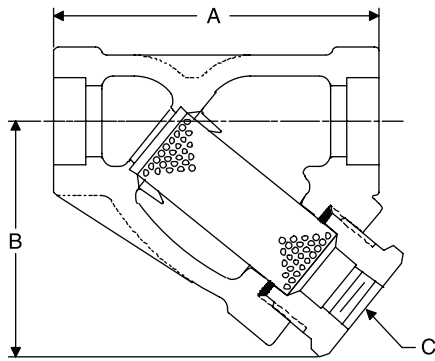
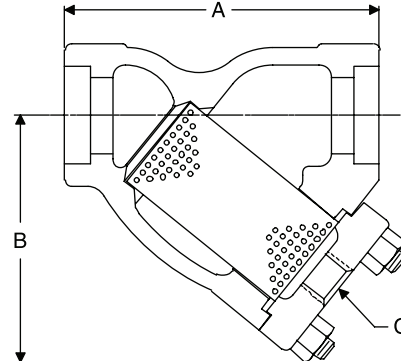




# Cast Stainless Steel (CF8M) 1 500 lb and 600 lb Screwed, Socketweld 1/2" - 3"

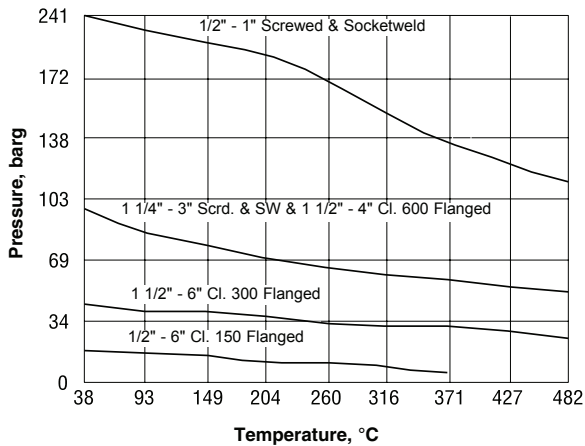


E7SC/E7SW 1/2", 3/4", 1"



E7SC/E7SW 1 1/4", 1 1/2", 2", 3"

### Pressure/Temperature Rating



Strainers

**Table S-328-1. Materials: 1 500 lb and 600 lb Screwed or Socketweld 1/2" - 3"**

Connections Size in	Body	Screen Retainer	Gasket	Bolting	Standard Screen
1/2", 3/4", 1"	ASTM A351 Gr. CF8M	ASTM A276	316 SS Flat	N/A	316 SS 0,045" perforated †
1 1/4", 1 1/2", 2"		ASTM A351 Gr. CF8M	304 SS Spiral Wound Non-asbestos	Studs ASTM A193 Gr. B7 Nuts ASTM A194 Gr. 2H	
3"			Non-asbestos	Cap screws ASTM A193 Gr. B7	

† Note: Other screen materials available. See page S-321.

**Table S-328-2. Physical Data: 1 500 lb and 600 lb Screwed or Socketweld 1/2" - 3"**

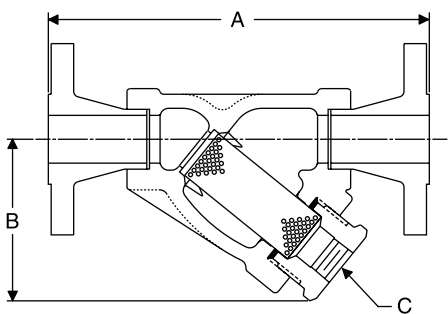
Connection Size in	Ordering Code Standard Screen		Weight kg	Dimensions			Maximum Pressure		Screen Retainer Type	Connections
	Screwed	SW		A mm	B mm	C in	Saturated Steam bar	38°C non-shock bar		
1/2"	E7SC	E7SW	1,1	95	68	3/8"	144	207	Threaded	ANSI B1.20.1 Screwed
3/4"			3,0	106	75	1/2"				
1"				127	89					
1 1/4"	E7SC	E7SC	4,0	140	106	1/2"	64	99	Bolted	ANSI B16.11 Socketweld
1 1/2"			5,0	160	122					
2"			9,0	197	143					
3"			23,0	289	208					

Shade indicates products that are CE Marked according to the PED (97/23/EC). All the other sizes comply with the Article 3.3 of the same directive.

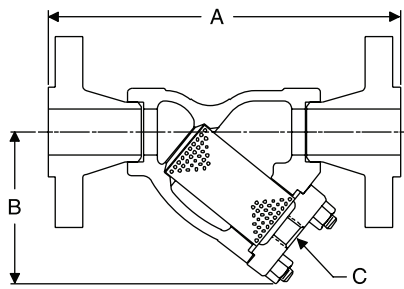
**All dimensions and weights are approximate. Use certified print for exact dimensions. Design and materials are subject to change without notice.**

# Cast Stainless Steel (CF8M)

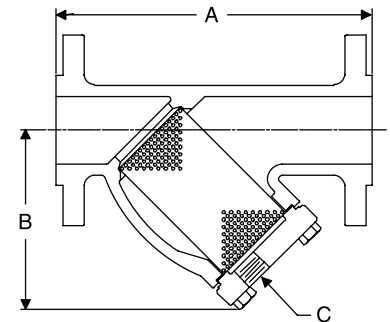
## Cl. 150, 300 Flanged 1/2" - 6" and Cl. 600 Flanged 1/2" - 4"



E7FL 1/2", 3/4", 1"



E7FL 1 1/2", 2", 3"



E7FL 4", 6"

**Table S-329-1. Materials: Class 150, 300 Flanged 1/2" - 6" and Class 600 Flanged 1/2" - 4"**

Connection Size in	Body	Screen Retainer	Gasket	Bolting	Standard Screen
1/2", 3/4", 1"	ASTM A351 Gr. CF8M	ASTM A276	316 SS Flat	N/A	316SS 0,045" perforated †
1 1/2", 2"		ASTM A351 Gr. CF8M	304 SS Spiral Wound Non-asbestos	Studs ASTM A193 Gr. B7 Nuts ASTM A194 Gr. 2H	
3", 4", 6"			Non-asbestos	Cap Screws ASTM A193 Gr. B7	

† Note: Other screen materials available. See page S-321.

**Table S-329-2. Physical Data: Class 150, 300 Flanged 1/2" - 6" and Class 600 Flanged 1/2" - 4"**

Connection Size in	Ordering Code, Standard Screen	Weight kg	Dimensions			Maximum Pressure		Screen Retainer Type	Flanges
			A mm	B mm	C* in	Saturated Steam bar	38°C non-shock bar		
1/2"	E7FL 150	2,3	175	68	3/8"	14	19	Threaded	ANSI B16.5 1/16" RF
3/4"		4,5	187	75	1/2"				
1"		5,0	213	89					
1 1/2"		9,0	257	122					
2"		11,0	292	143	14	19	Bolted		
3"	E7FL 150	25,0	397	208					1 1/4"
4"	EK7FL 150	36,0	422	273					1 1/4"
6"		61,0	574	387	1 1/2"				
1/2"	E7FL 300	3,0	184	68	3/8"	34	50	Threaded	ANSI B16.5 1/16" RF
3/4"		4,3	197	75	1/2"				
1"		6,0	226	89					
1 1/2"		10,0	273	122	34	50	Bolted		
2"	E7FL 300	15,0	308	143					1 1/4"
3"	EK7FL 300	34,0	416	208					1 1/4"
4"		65,0	438	273	1 1/4"				
6"		137,0	597	387	1 1/2"				
1/2"	E7FL 600	4,0	195	68	3/8"	64	99	Threaded	ANSI B16.5 1/4" RF
3/4"		4,3	210	75	1/2"				
1"		6,0	238	89					
1 1/2"		12,0	287	122	64	99	Bolted		
2"	E7FL 600	14,0	324	143					1 1/4"
3"	EK7FL 600	34,0	435	208					1 1/4"
4"		69,0	464	273	1 1/4"				

Note: For pressure/temperature ratings, see page S-328.

Shade indicates products that are CE Marked according to the PED (97/23/EC). All the other sizes comply with the Article 3.3 of the same directive.

**All dimensions and weights are approximate. Use certified print for exact dimensions. Design and materials are subject to change without notice.**