

Water Temperature Control - Single Point of Use



Digital

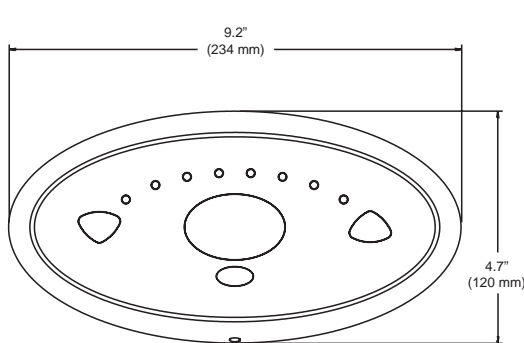
Sense™ Model DMV3-Individual Bath

Concealed digital mixing valve with surface mount control panel for individual bath fill and +/-2°F (+/-1°C) temperature control.

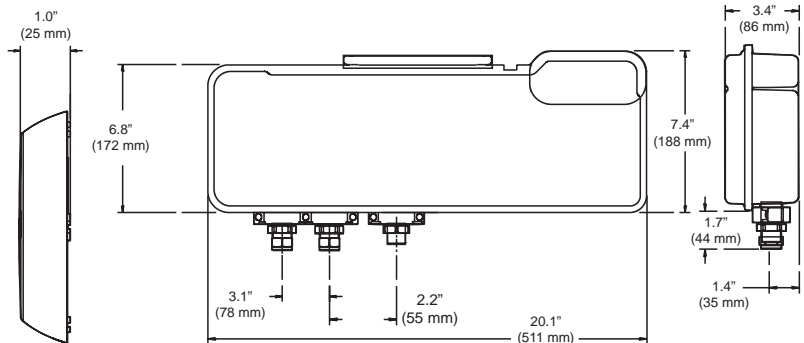
Operational Specifications

- Programmable timed flow
- No touch on/off flow control
- No touch temperature adjustment
- Programmable minimum/maximum temperature access limits
- Programmable service flush
- Programmable thermal disinfection mode
- Data logging capabilities

For a submittal drawing, refer to CDLW1149.



Control Panel



Mixing Valve

Sense™ Digital Mixing Valves												
Model	Pressure Drop (psi)										Min. Flow	C _v
	5	10	15	20	25	30	35	40	45	50		
DMV1	3	4	5	6	6	7	7	8	9	9	1	1.2
DMV2												
DMV3	6	8	10	11	12	14	15	16	17	18	1.6	2.5
DMV23												

All dimensions and weights are approximate. Use certified print for exact dimensions. Design and materials are subject to change without notice.



Water Temperature Control - Single Point of Use

Digital

Sense™ Model DMV3-Individual Bath Technical Specifications

Connections

- Inlet and outlet connections: 3/4" NPT

Materials

- Control panel cover: Chrome ABS
- Mixing unit enclosure: PC/ABS
- Integral components: DZR brass stainless steel and engineering plastic

Temperatures

- Factory pre-set:
Min 86°F (30°C), Max 106°F (41°C),
Default 104°F (40°C)
- Programmable range:
Min 86°F - 117°F (30°C - 47°C),
Max 91°F - 122°F (33°C - 50°C),
Default 86°F - 122°F (30°C - 50°C)
Full cold can also be selected
- Minimum blend temperature differential from hot supply:
5°F (2°C)
- Optimum thermostatic control range:
86°F - 122°F (30°C - 50°C)
- Inlet Cold water range (recommended):
34°F - 68°F (1°C - 20°C)
- Inlet Hot water range (recommended):
122°F - 149°F (50°C - 65°C)
185°F (85°C) during disinfection

Performance

- Thermal shutdown upon inlet supply failure
- +/- 2°F (+/- 1°C) delivery temperature stability
- Minimum flow rate at recommended supply conditions:
1.6 GPM (6 LPM) at <72 psi maintained pressure
2 GPM (8 LPM) at >72 psi maintained pressure.

Thermal Disinfection

- Factory Settings
Min. Temperature: 140°F (60°C)
Min. Time: 5 minutes
- Programmable Range
Min. Temperature: 140 - 185°F (60 - 85°C)
Min. Time: 0 - 50 minutes
Reduced water flow during disinfection can be selected.

Environment

- Ambient temperature: 34°F - 104°F (1°C - 40°C)
- Maximum relative humidity: 95% non-condensing

Pressures

- Maximum static pressure: 145 psi (10 bar)
- Maximum inlet supply pressure differential: 3:1 (equal inlet pressures recommended)

IP Rating

- Control panel: IP45
- Overall valve enclosure: IP24
- Electronics compartment: IP45
- PSU: IP45

Electrical

- Supply Voltage: 120V 50-60Hz
- Maximum load: 20W at 12V DC
- Control panel cable length: 10 ft. (3m) supplied
- Maximum distance 20 ft. (6m)

Times - Factory settings

- Flow time: 300 seconds
- Service flush cycle: 2 minutes
- Service flush waiting period: 12 hours

Programmable range

- Flow time: 5 seconds - 60 minutes
- Service flush cycle: 1 minute - 59 minutes
- Service flush waiting period: 1 hour - 983 hours

Operation


- Temperature selector: Full no-touch temperature control
- Flow control: No-touch on/off - timed flow

Approvals

- ASSE 1016, CSA, UL

Shipping Weight

- 14.5 lbs



Optional Stainless Steel Control Panel Cover

All dimensions and weights are approximate. Use certified print for exact dimensions. Design and materials are subject to change without notice.